

RF Transistor for Low Noise Amplifier

10 V, 70 mA, $f_T = 5.5$ GHz typ.

NSVF5501SK

This RF transistor is designed for RF amplifier applications. SSFP package is contribute to down size of application because it is small surface mount package. This RF transistor is AEC-Q101 qualified and PPAP capable for automotive applications.

Features

- High Cut-off Frequency: $f_T = 5.5$ GHz typ. ($V_{CE} = 5$ V)
- High Gain: $|S_{21e}|^2 = 11$ dB typ. ($f = 1$ GHz)
 $|S_{21e}|^2 = 19$ dB typ. ($f = 400$ MHz)
- SSFP Package is Pin-compatible with SOT-623
- AEC-Q101 Qualified and PPAP Capable
- These Devices are Pb-Free, Halogen Free/BFR Free and are RoHS Compliant

Typical Applications

- RF Amplifier for RKE
- RF Amplifier for ADAS
- RF Amplifier for Remote Engine Starter

SPECIFICATIONS ABSOLUTE MAXIMUM RATINGS at $T_A = 25^\circ\text{C}$

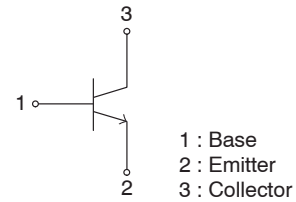
Symbol	Parameter	Value	Unit
V_{CBO}	Collector to Base Voltage	20	V
V_{CEO}	Collector to Emitter Voltage	10	V
V_{EBO}	Emitter to Base Voltage	3	V
I_C	Collector Current	70	mA
P_C	Collector Dissipation	250	mW
T_j, T_{stg}	Operating Junction and Storage Temperature	-55 to +150	$^\circ\text{C}$

Stresses exceeding those listed in the Maximum Ratings table may damage the device. If any of these limits are exceeded, device functionality should not be assumed, damage may occur and reliability may be affected.

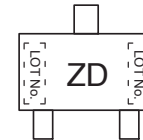


SOT-623 / SSFP
CASE 631AC

ELECTRICAL CONNECTION NPN



MARKING DIAGRAM



ZD = Specific Device Code

ORDERING INFORMATION

See detailed ordering and shipping information in the package dimensions section on page 8 of this data sheet.

NSVF5501SK

ELECTRICAL CHARACTERISTICS at $T_A = 25^\circ\text{C}$

Symbol	Parameter	Conditions	Value			Unit
			Min	Typ	Max	
I_{CBO}	Collector Cutoff Current	$V_{CB} = 10\text{ V}, I_E = 0\text{ A}$			0.1	μA
I_{EBO}	Emitter Cutoff Current	$V_{EB} = 2\text{ V}, I_C = 0\text{ A}$			1	μA
h_{FE}	DC Current Gain	$V_{CE} = 5\text{ V}, I_C = 10\text{ mA}$	100		160	
f_T1	Gain-Bandwidth Product	$V_{CE} = 3\text{ V}, I_C = 5\text{ mA}$	3.0	4.5		GHz
f_T2		$V_{CE} = 5\text{ V}, I_C = 20\text{ mA}$		5.5		GHz
C_{ob}	Output Capacitance	$V_{CB} = 10\text{ V}, f = 1\text{ MHz}$		0.95	1.2	pF
C_{re}	Reverse Transfer Capacitance			0.6		pF
$ S_{21e} ^2_1$	Forward Transfer Gain	$V_{CE} = 5\text{ V}, I_C = 20\text{ mA}, f = 1\text{ GHz}$	8	11		dB
$ S_{21e} ^2_2$		$V_{CE} = 5\text{ V}, I_C = 20\text{ mA}, f = 400\text{ MHz}$	16	19		dB
NF	Noise Figure	$V_{CE} = 3\text{ V}, I_C = 5\text{ mA}, f = 1\text{ GHz}$ $Z_S = Z_L = 50\ \Omega$		1.9		dB

Product parametric performance is indicated in the Electrical Characteristics for the listed test conditions, unless otherwise noted. Product performance may not be indicated by the Electrical Characteristics if operated under different conditions.

1. Pay attention to handling since it is liable to be affected by static electricity due to the high-frequency process adopted.

TYPICAL CHARACTERISTICS

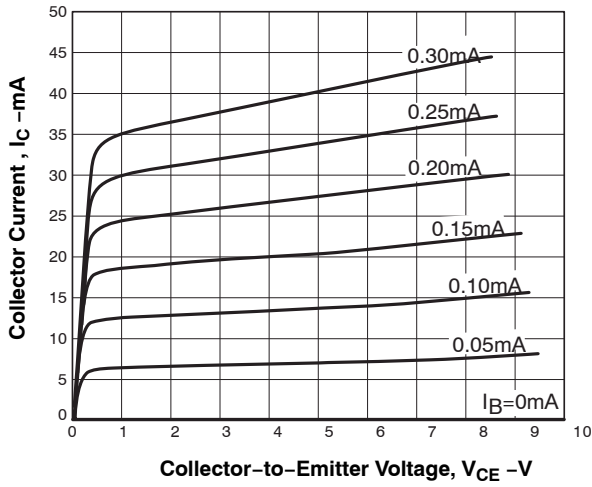


Figure 1. $I_C - V_{CE}$

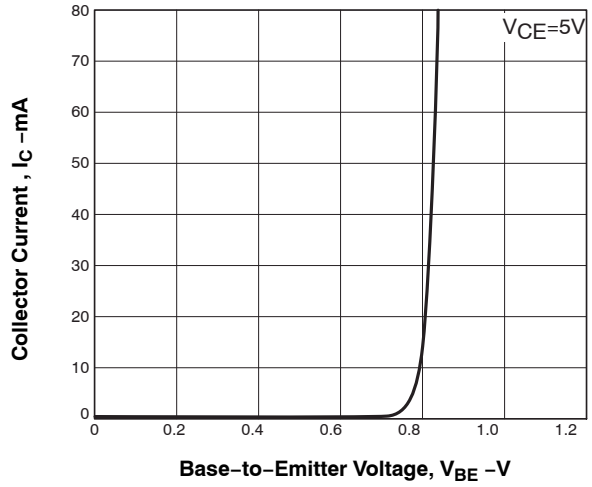


Figure 2. $I_C - V_{BE}$

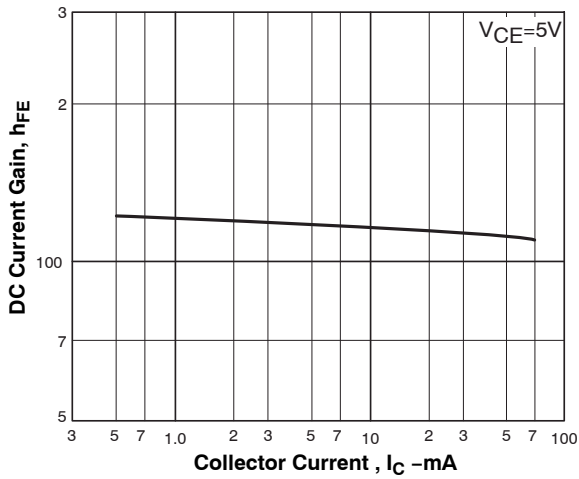


Figure 3. $h_{FE} - I_C$

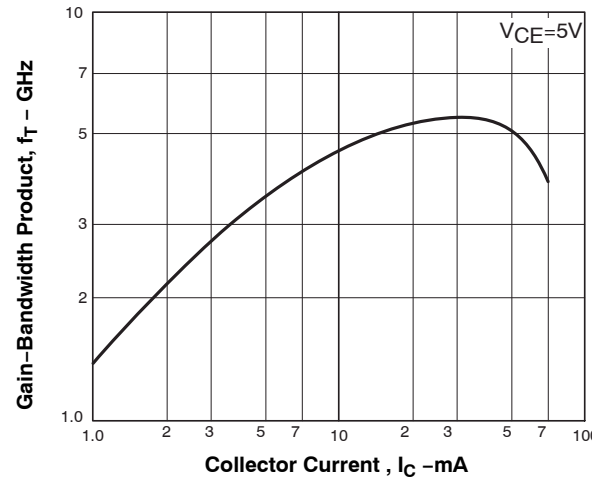


Figure 4. $f_T - I_C$

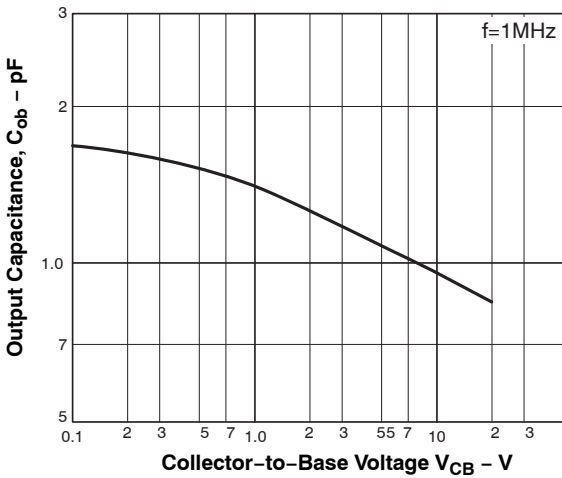


Figure 5. $C_{ob} - V_{CB}$

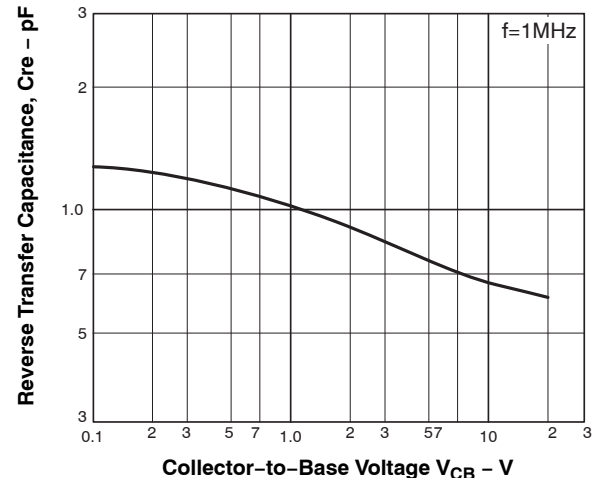


Figure 6. $C_{re} - V_{CB}$

NSVF5501SK

TYPICAL CHARACTERISTICS (continued)

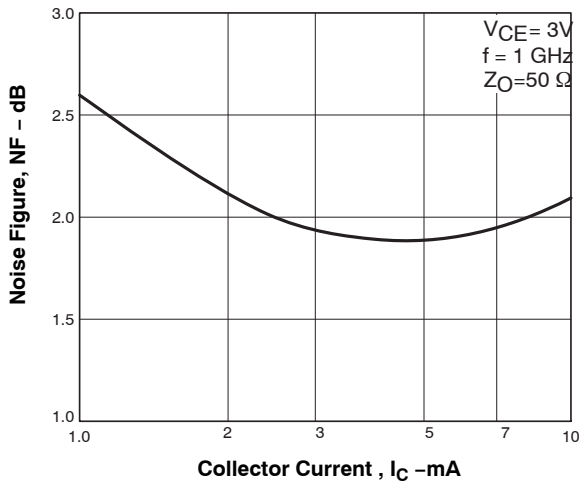


Figure 7. NF - I_C

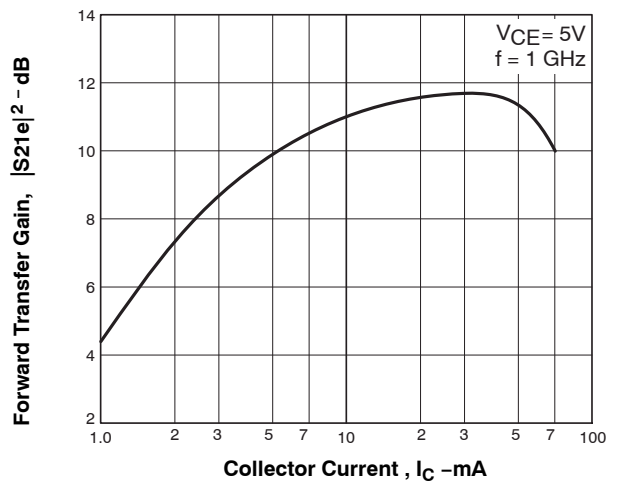


Figure 8. $|S_{21e}|^2 - I_C$

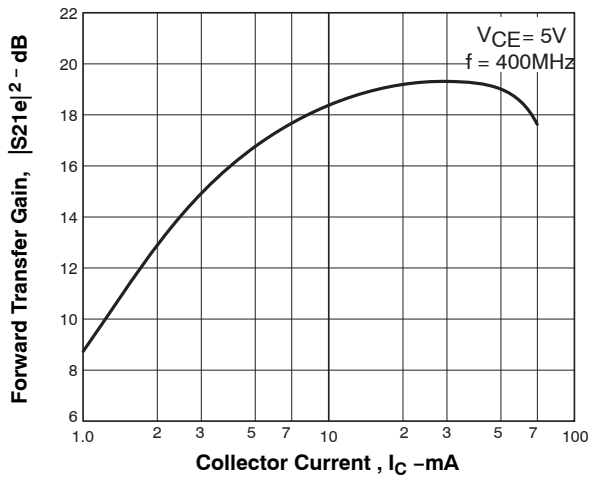


Figure 9. $S_{21e}|^2 - I_C$

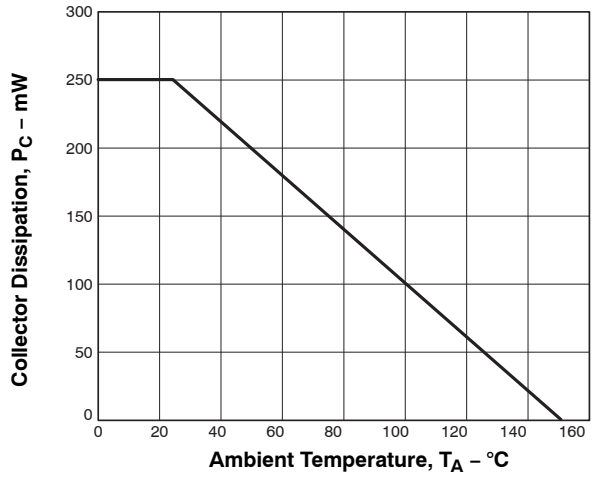


Figure 10. $P_C - T_A$

NSVF5501SK

S PARAMETERS (COMMON EMITTER)

Freq(MHz)	S11	∠S11	S21	∠S21	S12	∠S12	S22	∠S22
-----------	-----	------	-----	------	-----	------	-----	------

$V_{CE} = 5\text{ V}$, $I_C = 1\text{ mA}$, $Z_0 = 50\ \Omega$

100	0.960	-21.33	3.404	164.99	0.046	77.57	0.986	-9.38
200	0.943	-40.21	3.215	151.43	0.085	64.91	0.938	-18.56
400	0.888	-72.87	2.700	128.23	0.139	46.91	0.838	-31.44
600	0.853	-97.36	2.288	110.64	0.167	34.66	0.757	-40.30
800	0.816	-115.67	1.926	96.26	0.179	26.17	0.706	-46.95
1000	0.788	-129.19	1.659	84.81	0.180	19.95	0.676	-52.20
1200	0.767	-140.35	1.451	74.89	0.174	16.50	0.664	-56.92
1400	0.749	-149.12	1.286	66.48	0.168	14.89	0.662	-61.86
1600	0.734	-156.38	1.162	59.19	0.160	14.19	0.668	-66.10
1800	0.719	-163.17	1.061	52.60	0.149	15.77	0.677	-70.98
2000	0.705	-169.31	0.977	46.28	0.141	19.10	0.683	-75.24
2200	0.694	-174.71	0.893	41.12	0.136	24.16	0.695	-79.81
2400	0.683	179.60	0.825	36.38	0.135	30.74	0.705	-84.33
2600	0.675	174.53	0.765	32.38	0.141	38.01	0.717	-88.85
2800	0.664	169.68	0.709	29.26	0.149	45.42	0.729	-93.41
3000	0.653	165.11	0.667	26.87	0.163	51.07	0.737	-97.77

$V_{CE} = 5\text{ V}$, $I_C = 3\text{ mA}$, $Z_0 = 50\ \Omega$

100	0.897	-35.17	8.858	157.25	0.044	71.22	0.940	-17.73
200	0.846	-64.07	7.795	138.86	0.073	55.30	0.816	-31.57
400	0.761	-104.22	5.532	114.15	0.100	39.30	0.626	-45.72
600	0.727	-127.47	4.177	99.10	0.110	33.80	0.530	-52.62
800	0.698	-142.65	3.306	87.99	0.115	31.00	0.483	-57.50
1000	0.681	-152.69	2.715	79.36	0.120	30.86	0.461	-61.55
1200	0.670	-160.54	2.308	72.11	0.121	33.53	0.456	-65.03
1400	0.656	-166.79	2.012	65.45	0.124	35.60	0.461	-69.34
1600	0.647	-172.10	1.793	59.66	0.130	38.30	0.468	-72.55
1800	0.635	-176.87	1.621	54.21	0.135	41.86	0.479	-76.57
2000	0.628	178.54	1.481	48.73	0.144	45.68	0.490	-80.11
2200	0.616	173.99	1.351	44.05	0.153	48.13	0.501	-83.71
2400	0.611	169.80	1.246	39.67	0.167	50.77	0.518	-87.42
2600	0.601	166.00	1.157	35.62	0.178	53.54	0.528	-91.49
2800	0.597	162.06	1.079	32.28	0.196	55.92	0.543	-95.09
3000	0.588	158.02	1.015	29.15	0.215	56.86	0.555	-98.59

NSVF5501SK

S PARAMETERS (COMMON EMITTER)

Freq(MHz)	S11	∠S11	S21	∠S21	S12	∠S12	S22	∠S22
-----------	-----	------	-----	------	-----	------	-----	------

$V_{CE} = 5 \text{ V}$, $I_C = 5 \text{ mA}$, $Z_O = 50 \Omega$

100	0.842	-46.44	13.174	151.15	0.040	64.28	0.891	-24.16
200	0.777	-81.34	10.723	130.44	0.062	50.01	0.716	-39.59
400	0.699	-121.57	6.861	106.89	0.080	39.73	0.508	-52.96
600	0.679	-141.39	4.942	94.02	0.089	37.45	0.424	-58.67
800	0.661	-153.84	3.830	84.43	0.096	38.27	0.390	-62.90
1000	0.648	-162.04	3.117	77.09	0.103	40.59	0.376	-66.27
1200	0.641	-168.02	2.643	70.51	0.111	43.94	0.374	-69.52
1400	0.629	-173.53	2.286	64.60	0.120	46.56	0.382	-73.45
1600	0.620	-177.70	2.039	59.33	0.130	48.48	0.390	-76.69
1800	0.610	177.97	1.841	54.24	0.139	50.63	0.400	-79.97
2000	0.603	173.76	1.676	49.26	0.153	53.08	0.413	-83.21
2200	0.594	169.87	1.528	44.84	0.167	53.92	0.426	-86.71
2400	0.588	166.14	1.413	40.43	0.181	55.16	0.441	-89.93
2600	0.580	162.49	1.313	36.57	0.195	56.19	0.453	-93.54
2800	0.576	158.82	1.231	33.47	0.213	57.85	0.466	-96.88
3000	0.565	155.09	1.156	30.12	0.232	57.84	0.481	-99.87

$V_{CE} = 5 \text{ V}$, $I_C = 10 \text{ mA}$, $Z_O = 50 \Omega$

100	0.739	-68.53	20.705	140.20	0.033	59.97	0.784	-35.06
200	0.678	-107.92	14.465	118.48	0.048	46.54	0.555	-51.65
400	0.639	-142.44	8.256	98.88	0.060	44.77	0.362	-62.32
600	0.636	-156.46	5.721	88.62	0.070	47.35	0.306	-66.66
800	0.628	-165.41	4.393	80.84	0.082	51.17	0.286	-70.68
1000	0.620	-171.30	3.549	74.44	0.094	53.84	0.280	-73.86
1200	0.615	-176.02	2.981	68.87	0.108	55.37	0.285	-76.55
1400	0.606	179.70	2.584	63.58	0.121	57.13	0.297	-80.44
1600	0.599	176.38	2.298	58.72	0.134	58.54	0.307	-83.02
1800	0.589	173.12	2.065	54.21	0.149	58.63	0.319	-86.36
2000	0.586	169.27	1.889	49.40	0.165	59.48	0.329	-88.76
2200	0.573	165.75	1.719	45.30	0.179	59.22	0.344	-91.59
2400	0.567	162.49	1.589	41.42	0.195	59.66	0.362	-94.36
2600	0.562	158.91	1.481	37.55	0.211	59.11	0.374	-97.29
2800	0.558	155.91	1.385	34.30	0.229	59.13	0.388	-100.28
3000	0.548	152.46	1.310	31.07	0.248	58.50	0.400	-102.49

NSVF5501SK

S PARAMETERS (COMMON EMITTER)

Freq(MHz)	S11	∠S11	S21	∠S21	S12	∠S12	S22	∠S22
-----------	-----	------	-----	------	-----	------	-----	------

$V_{CE} = 5\text{ V}$, $I_C = 15\text{ mA}$, $Z_O = 50\ \Omega$

100	0.680	-83.50	24.897	133.56	0.029	56.21	0.704	-41.82
200	0.639	-122.13	16.056	112.77	0.040	47.85	0.468	-57.53
400	0.621	-151.34	8.769	95.48	0.052	50.10	0.300	-67.15
600	0.623	-162.54	6.015	86.49	0.064	53.63	0.258	-70.98
800	0.620	-170.29	4.606	79.25	0.079	57.27	0.244	-74.71
1000	0.611	-175.21	3.708	73.36	0.093	58.61	0.243	-78.49
1200	0.606	-179.14	3.121	67.87	0.107	60.22	0.249	-80.66
1400	0.599	176.96	2.697	63.02	0.122	61.45	0.262	-84.17
1600	0.593	174.14	2.394	58.44	0.138	61.14	0.275	-86.76
1800	0.584	170.85	2.158	54.02	0.153	61.15	0.287	-89.61
2000	0.577	167.75	1.973	49.36	0.168	61.74	0.298	-91.80
2200	0.569	164.22	1.790	45.54	0.184	61.18	0.314	-94.29
2400	0.564	160.80	1.659	41.46	0.201	60.23	0.330	-97.05
2600	0.556	157.53	1.542	37.83	0.216	60.12	0.342	-99.52
2800	0.552	154.68	1.446	34.40	0.234	59.34	0.352	-101.94
3000	0.543	151.47	1.361	31.44	0.253	58.86	0.366	-103.99

$V_{CE} = 5\text{ V}$, $I_C = 20\text{ mA}$, $Z_O = 50\ \Omega$

100	0.641	-94.49	27.471	128.94	0.027	55.26	0.649	-46.11
200	0.620	-130.76	16.818	109.44	0.036	46.79	0.413	-61.30
400	0.615	-156.41	9.019	93.57	0.048	53.11	0.265	-70.11
600	0.619	-165.97	6.162	85.24	0.062	57.92	0.228	-73.77
800	0.615	-172.83	4.701	78.51	0.078	61.14	0.223	-77.54
1000	0.608	-177.23	3.787	72.80	0.092	61.33	0.223	-81.02
1200	0.605	179.19	3.189	67.44	0.108	63.68	0.231	-83.24
1400	0.597	175.70	2.755	62.79	0.123	63.07	0.245	-86.33
1600	0.590	172.88	2.442	58.12	0.138	62.89	0.255	-88.33
1800	0.581	169.98	2.201	53.81	0.156	63.03	0.272	-91.87
2000	0.578	166.61	2.013	49.41	0.172	62.58	0.281	-93.44
2200	0.567	163.21	1.834	45.29	0.187	61.81	0.298	-95.50
2400	0.564	160.39	1.691	41.48	0.204	61.15	0.311	-98.00
2600	0.556	157.07	1.572	37.96	0.218	61.01	0.326	-100.45
2800	0.552	153.99	1.478	34.76	0.239	59.99	0.337	-102.57
3000	0.544	151.04	1.389	31.49	0.256	58.80	0.349	-104.89

NSVF5501SK

S PARAMETERS (COMMON EMITTER)

Freq(MHz)	S11	∠S11	S21	∠S21	S12	∠S12	S22	∠S22
-----------	-----	------	-----	------	-----	------	-----	------

$V_{CE} = 5\text{ V}$, $I_C = 30\text{ mA}$, $Z_O = 50\ \Omega$

100	0.606	-108.75	29.954	123.54	0.022	52.56	0.574	-51.26
200	0.604	-140.73	17.448	105.68	0.031	50.23	0.355	-64.86
400	0.610	-161.95	9.185	91.52	0.044	57.91	0.229	-71.81
600	0.617	-169.73	6.244	83.80	0.061	62.49	0.202	-74.91
800	0.612	-175.60	4.752	77.41	0.077	64.49	0.201	-79.23
1000	0.608	-179.42	3.833	71.88	0.091	66.02	0.204	-82.01
1200	0.604	177.51	3.213	66.72	0.108	65.81	0.214	-84.26
1400	0.598	174.16	2.786	62.07	0.124	64.91	0.229	-87.74
1600	0.591	171.45	2.465	57.60	0.141	64.74	0.242	-89.81
1800	0.584	168.71	2.221	53.24	0.156	64.27	0.255	-92.03
2000	0.582	165.57	2.027	48.84	0.173	63.95	0.266	-93.76
2200	0.569	162.47	1.842	44.77	0.189	62.96	0.281	-96.01
2400	0.566	159.27	1.707	41.02	0.205	62.39	0.298	-98.15
2600	0.560	156.39	1.589	37.71	0.221	61.62	0.312	-100.74
2800	0.555	153.39	1.489	34.29	0.241	60.71	0.324	-103.01
3000	0.546	150.41	1.401	31.06	0.260	59.58	0.339	-104.84

$V_{CE} = 5\text{ V}$, $I_C = 50\text{ mA}$, $Z_O = 50\ \Omega$

100	0.587	-124.93	30.667	118.01	0.020	53.81	0.493	-53.52
200	0.607	-151.01	17.135	101.95	0.027	56.26	0.302	-62.86
400	0.618	-167.42	8.863	89.36	0.042	61.87	0.204	-65.99
600	0.625	-173.36	6.015	82.09	0.057	67.05	0.188	-69.08
800	0.625	-178.39	4.579	75.84	0.073	68.51	0.192	-73.08
1000	0.621	178.24	3.676	70.38	0.090	67.50	0.200	-76.57
1200	0.617	175.49	3.102	65.41	0.106	67.96	0.213	-79.88
1400	0.611	172.50	2.675	60.74	0.123	67.75	0.228	-83.13
1600	0.605	170.02	2.371	56.11	0.138	67.29	0.245	-85.73
1800	0.598	167.32	2.131	51.76	0.155	65.91	0.261	-88.36
2000	0.594	164.43	1.944	47.33	0.173	65.72	0.273	-90.18
2200	0.587	161.08	1.771	43.20	0.189	64.76	0.291	-93.08
2400	0.582	158.20	1.636	39.59	0.204	63.82	0.308	-95.85
2600	0.575	155.22	1.517	36.00	0.222	63.08	0.325	-98.58
2800	0.571	151.88	1.420	32.74	0.241	62.62	0.341	-100.91
3000	0.564	149.04	1.345	29.50	0.259	61.30	0.351	-102.73

ORDERING INFORMATION

Device	Marking	Package	Shipping†
NSVF5501SKT3G	ZD	SOT-623 / SSFP (Pb-Free / Halogen Free)	8,000 / Tape & Reel

†For information on tape and reel specifications, including part orientation and tape sizes, please refer to our Tape and Reel Packaging Specifications Brochure, [BRD8011/D](#)

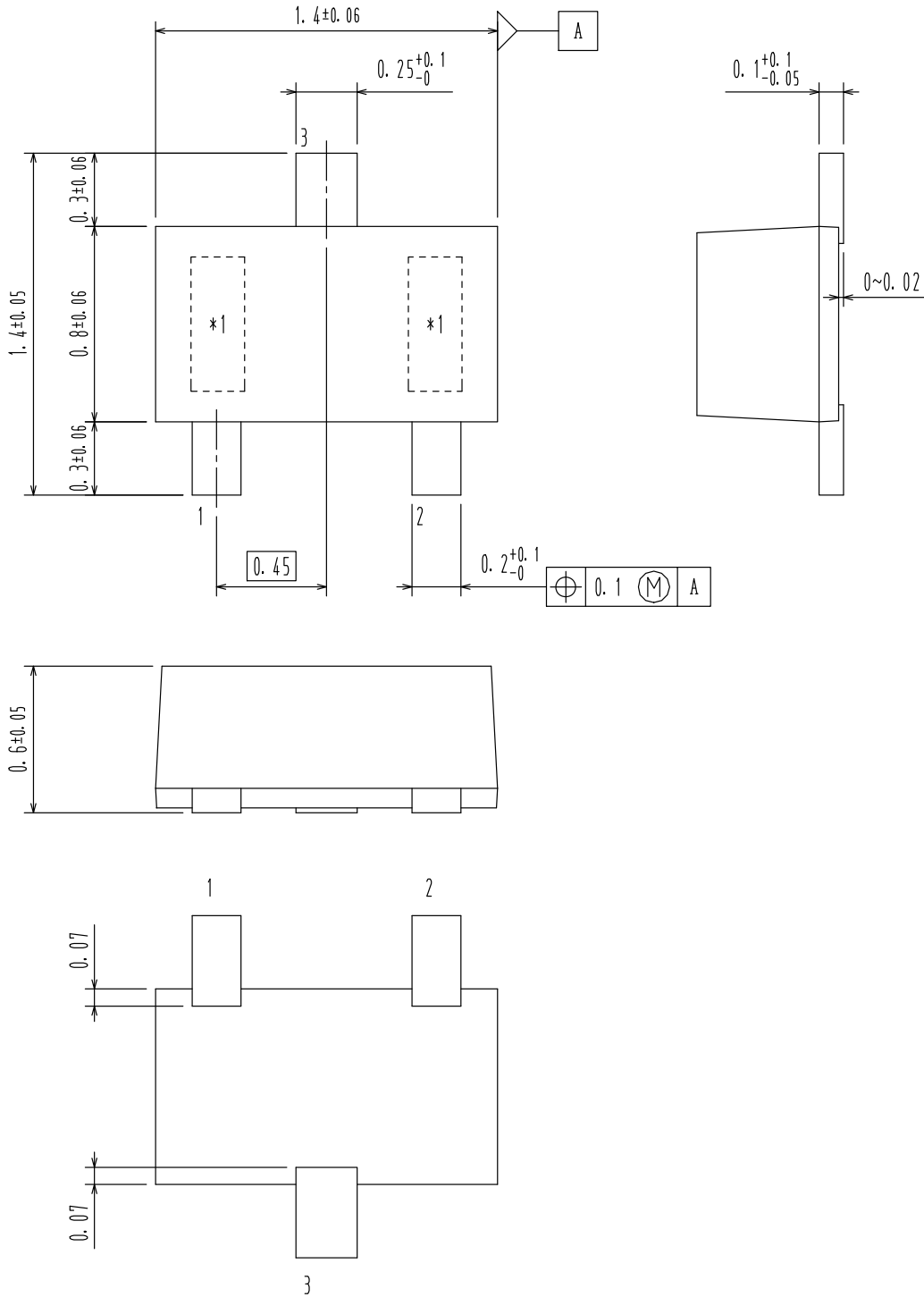
MECHANICAL CASE OUTLINE
PACKAGE DIMENSIONS

ON Semiconductor®



SOT-623 / SSFP
CASE 631AC
ISSUE O

DATE 29 FEB 2012



DOCUMENT NUMBER:	98AON67431E	Electronic versions are uncontrolled except when accessed directly from the Document Repository. Printed versions are uncontrolled except when stamped "CONTROLLED COPY" in red.
DESCRIPTION:	SOT-623 / SSFP	PAGE 1 OF 1

ON Semiconductor and are trademarks of Semiconductor Components Industries, LLC dba ON Semiconductor or its subsidiaries in the United States and/or other countries. ON Semiconductor reserves the right to make changes without further notice to any products herein. ON Semiconductor makes no warranty, representation or guarantee regarding the suitability of its products for any particular purpose, nor does ON Semiconductor assume any liability arising out of the application or use of any product or circuit, and specifically disclaims any and all liability, including without limitation special, consequential or incidental damages. ON Semiconductor does not convey any license under its patent rights nor the rights of others.

onsemi, **Onsemi**, and other names, marks, and brands are registered and/or common law trademarks of Semiconductor Components Industries, LLC dba "**onsemi**" or its affiliates and/or subsidiaries in the United States and/or other countries. **onsemi** owns the rights to a number of patents, trademarks, copyrights, trade secrets, and other intellectual property. A listing of **onsemi**'s product/patent coverage may be accessed at www.onsemi.com/site/pdf/Patent-Marking.pdf. **onsemi** reserves the right to make changes at any time to any products or information herein, without notice. The information herein is provided "as-is" and **onsemi** makes no warranty, representation or guarantee regarding the accuracy of the information, product features, availability, functionality, or suitability of its products for any particular purpose, nor does **onsemi** assume any liability arising out of the application or use of any product or circuit, and specifically disclaims any and all liability, including without limitation special, consequential or incidental damages. Buyer is responsible for its products and applications using **onsemi** products, including compliance with all laws, regulations and safety requirements or standards, regardless of any support or applications information provided by **onsemi**. "Typical" parameters which may be provided in **onsemi** data sheets and/or specifications can and do vary in different applications and actual performance may vary over time. All operating parameters, including "Typicals" must be validated for each customer application by customer's technical experts. **onsemi** does not convey any license under any of its intellectual property rights nor the rights of others. **onsemi** products are not designed, intended, or authorized for use as a critical component in life support systems or any FDA Class 3 medical devices or medical devices with a same or similar classification in a foreign jurisdiction or any devices intended for implantation in the human body. Should Buyer purchase or use **onsemi** products for any such unintended or unauthorized application, Buyer shall indemnify and hold **onsemi** and its officers, employees, subsidiaries, affiliates, and distributors harmless against all claims, costs, damages, and expenses, and reasonable attorney fees arising out of, directly or indirectly, any claim of personal injury or death associated with such unintended or unauthorized use, even if such claim alleges that **onsemi** was negligent regarding the design or manufacture of the part. **onsemi** is an Equal Opportunity/Affirmative Action Employer. This literature is subject to all applicable copyright laws and is not for resale in any manner.

ADDITIONAL INFORMATION

TECHNICAL PUBLICATIONS:

Technical Library: www.onsemi.com/design/resources/technical-documentation
onsemi Website: www.onsemi.com

ONLINE SUPPORT: www.onsemi.com/support

For additional information, please contact your local Sales Representative at www.onsemi.com/support/sales

