

Zener Diodes

BZX85C10 - BZX85C16

ABSOLUTE MAXIMUM RATINGS

Values are at $T_A = 25^\circ\text{C}$ unless otherwise noted.

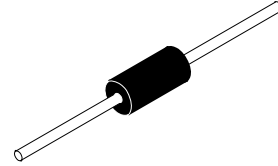
| Symbol | Parameter | Value | Unit |
|----------------|--|-------------|----------------------|
| P_D | Power Dissipation @ $T_A = 25^\circ\text{C}$ | 1.0 | W |
| | Power Dissipation @ $T_L = 25^\circ\text{C}$ at 4 mm distance from the glass package | 1.3 | |
| | Derate above 50°C | 6.67 | mW/ $^\circ\text{C}$ |
| T_J, T_{STG} | Operating Junction Temperature Range | -65 to +200 | $^\circ\text{C}$ |

Stresses exceeding those listed in the Maximum Ratings table may damage the device. If any of these limits are exceeded, device functionality should not be assumed, damage may occur and reliability may be affected.



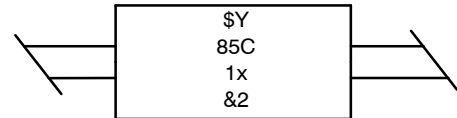
ON Semiconductor®

www.onsemi.com



AXIAL LEAD / DO-41
CASE 017AH

MARKING DIAGRAM



$\$Y$ = Logo
85C = Specific Device Code
1x = Specific Device Code
x = 0, 1, 2, 3, 5, 6
&2 = 2-Digit Date Code Format

ORDERING INFORMATION

See detailed ordering and shipping information on page 2 of this data sheet.

BZX85C10 – BZX85C16

ELECTRICAL CHARACTERISTICS Values are at $T_A = 25^\circ\text{C}$ unless otherwise noted.

| Device | Zener Voltage (Note 1) | | Zener Impedance | | | Leakage Current | | |
|----------|------------------------|------|-----------------|--------------|-------------------|-----------------|--------------------|------|
| | V_Z (V) | | I_Z | $Z_Z @ I_Z$ | $Z_{ZK} @ I_{ZK}$ | | $I_R @ V_R$ | |
| | Min. | Max. | mA | (Ω) | (Ω) | (mA) | $\mu\text{A Max.}$ | V |
| BZX85C10 | 9.4 | 10.6 | 25 | 7 | 200 | 0.5 | 0.5 | 7 |
| BZX85C11 | 10.4 | 11.6 | 20 | 8 | 300 | 0.5 | 0.5 | 7.7 |
| BZX85C12 | 11.4 | 12.7 | 20 | 9 | 350 | 0.5 | 0.5 | 8.4 |
| BZX85C13 | 12.4 | 14.1 | 20 | 10 | 400 | 0.5 | 0.5 | 9.1 |
| BZX85C15 | 13.8 | 15.6 | 15 | 15 | 500 | 0.5 | 0.5 | 10.5 |
| BZX85C16 | 15.3 | 17.1 | 15 | 15 | 500 | 0.5 | 0.5 | 11 |

V_F Forward Voltage = 1.2 V Max. @ $I_F = 200$ mA

1. Zener Voltage (V_Z). The zener voltage is measured with the device junction in the thermal equilibrium at the lead temperature (T_L) at $30^\circ\text{C} \pm 1^\circ\text{C}$ and 3/8" lead length.

MARKING INFORMATION

| Device | Line 1 | Line 2 | Line 3 | Line 4 | Line 5 |
|----------|--------|--------|--------|--------|--------|
| BZX85C10 | LOGO | 85C | 10 | | XY |
| BZX85C11 | | | 11 | | |
| BZX85C12 | | | 12 | | |
| BZX85C13 | | | 13 | | |
| BZX85C15 | | | 15 | | |
| BZX85C16 | | | 16 | | |

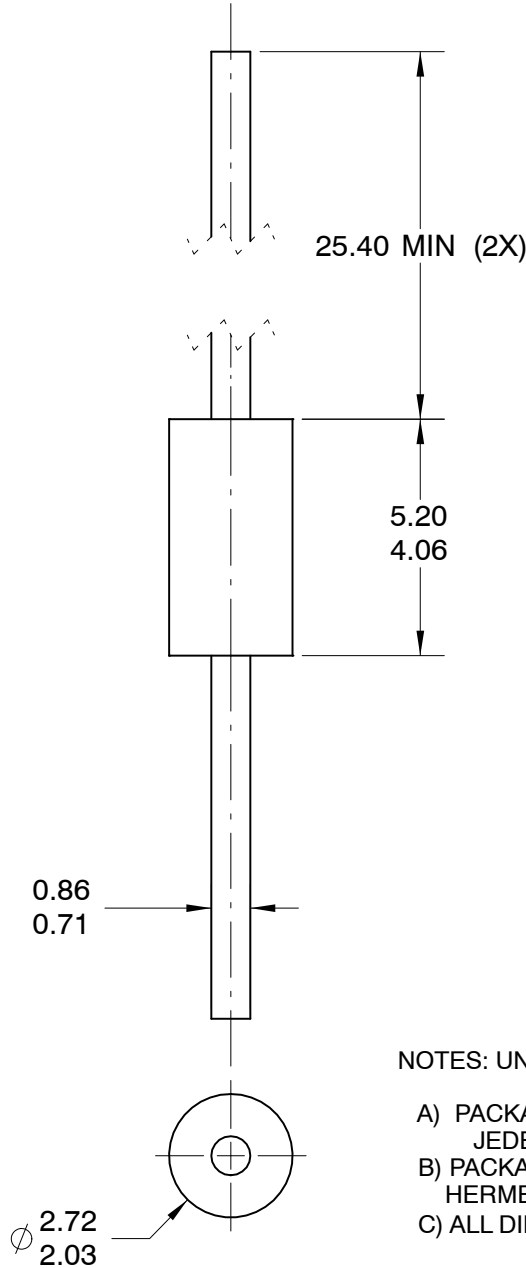
ORDERING INFORMATION

| Part Number | Package | Shipping [†] |
|---------------|--------------------|-----------------------|
| BZX85C10 | Axial Lead / DO-41 | 3000 / Bulk Bag |
| BZX85C10-T50R | | 3000 / Tape & Reel |
| BZX85C11 | | 3000 / Bulk Bag |
| BZX85C12 | | 3000 / Bulk Bag |
| BZX85C12-T50R | | 3000 / Tape & Reel |
| BZX85C13 | | 3000 / Bulk Bag |
| BZX85C15 | | 3000 / Bulk Bag |
| BZX85C15-T50A | | 3000 / Fan-Fold |
| BZX85C15-T50R | | 3000 / Tape & Reel |
| BZX85C16 | | 3000 / Bulk Bag |

[†]For information on tape and reel specifications, including part orientation and tape sizes, please refer to our Tape and Reel Packaging Specifications Brochure, BRD8011/D.

AXIAL LEAD / DO-41
CASE 017AH
ISSUE O


DATE 31 AUG 2016



NOTES: UNLESS OTHERWISE SPECIFIED

- A) PACKAGE STANDARD REFERENCE: JEDEC DO-204 VARIATION AL.
- B) PACKAGE BODY CAN BE PLASTIC OR HERMETICALLY SEALED GLASS.
- C) ALL DIMENSIONS ARE IN MILLIMETERS.

| | | |
|-------------------------|---------------------------|--|
| DOCUMENT NUMBER: | 98AON13444G | Electronic versions are uncontrolled except when accessed directly from the Document Repository. Printed versions are uncontrolled except when stamped "CONTROLLED COPY" in red. |
| DESCRIPTION: | AXIAL LEAD / DO-41 | PAGE 1 OF 1 |

ON Semiconductor and  are trademarks of Semiconductor Components Industries, LLC dba ON Semiconductor or its subsidiaries in the United States and/or other countries. ON Semiconductor reserves the right to make changes without further notice to any products herein. ON Semiconductor makes no warranty, representation or guarantee regarding the suitability of its products for any particular purpose, nor does ON Semiconductor assume any liability arising out of the application or use of any product or circuit, and specifically disclaims any and all liability, including without limitation special, consequential or incidental damages. ON Semiconductor does not convey any license under its patent rights nor the rights of others.

onsemi, **Onsemi**, and other names, marks, and brands are registered and/or common law trademarks of Semiconductor Components Industries, LLC dba "**onsemi**" or its affiliates and/or subsidiaries in the United States and/or other countries. **onsemi** owns the rights to a number of patents, trademarks, copyrights, trade secrets, and other intellectual property. A listing of **onsemi**'s product/patent coverage may be accessed at www.onsemi.com/site/pdf/Patent-Marking.pdf. **onsemi** reserves the right to make changes at any time to any products or information herein, without notice. The information herein is provided "as-is" and **onsemi** makes no warranty, representation or guarantee regarding the accuracy of the information, product features, availability, functionality, or suitability of its products for any particular purpose, nor does **onsemi** assume any liability arising out of the application or use of any product or circuit, and specifically disclaims any and all liability, including without limitation special, consequential or incidental damages. Buyer is responsible for its products and applications using **onsemi** products, including compliance with all laws, regulations and safety requirements or standards, regardless of any support or applications information provided by **onsemi**. "Typical" parameters which may be provided in **onsemi** data sheets and/or specifications can and do vary in different applications and actual performance may vary over time. All operating parameters, including "Typicals" must be validated for each customer application by customer's technical experts. **onsemi** does not convey any license under any of its intellectual property rights nor the rights of others. **onsemi** products are not designed, intended, or authorized for use as a critical component in life support systems or any FDA Class 3 medical devices or medical devices with a same or similar classification in a foreign jurisdiction or any devices intended for implantation in the human body. Should Buyer purchase or use **onsemi** products for any such unintended or unauthorized application, Buyer shall indemnify and hold **onsemi** and its officers, employees, subsidiaries, affiliates, and distributors harmless against all claims, costs, damages, and expenses, and reasonable attorney fees arising out of, directly or indirectly, any claim of personal injury or death associated with such unintended or unauthorized use, even if such claim alleges that **onsemi** was negligent regarding the design or manufacture of the part. **onsemi** is an Equal Opportunity/Affirmative Action Employer. This literature is subject to all applicable copyright laws and is not for resale in any manner.

ADDITIONAL INFORMATION

TECHNICAL PUBLICATIONS:

Technical Library: www.onsemi.com/design/resources/technical-documentation
onsemi Website: www.onsemi.com

ONLINE SUPPORT: www.onsemi.com/support

For additional information, please contact your local Sales Representative at www.onsemi.com/support/sales

