



PCN# : P599AAB
Issue Date : Sep. 10, 2015

Information Only Notification

This is to inform you that a change is being made to the following products.

This is a minor change that has no impact on product quality, reliability, electrical or mechanical performance. Affected products will remain fully compliant to all published specifications. Notification is being made for informational purposes only and there is no approval required. Products incorporating this change may be shipped interchangeably with existing unchanged products on or after the issue date of this notification.

Please contact your local Customer Quality Engineer if you have any questions regarding this notification.

Implementation of change:

Description of Change (From) :

- 1) Sub Title: 800 V, 6 A, 850 m (page 1)
- 2) Absolute Maximum Ratings, Note - *Drain current limited by maximum junction temperature (page 1)
- 3) Absolute Maximum Ratings, I_D , Drain Current (Continuous $T_C=25^\circ\text{C}$) = 6 A (page 1)
- 4) Absolute Maximum Ratings, I_D , Drain Current (Continuous $T_C=100^\circ\text{C}$) = 3.8 A (page 1)
- 5) Drain-Source Diode Characteristics, I_S = 6 A (page 2)
- 6) Current Figure 9, Maximum Safe Operating Area (page 4)
- 7) Current Figure 10, Maximum Drain Current vs Case Temperature (page 4)

Figure 9. Maximum Safe Operating Area

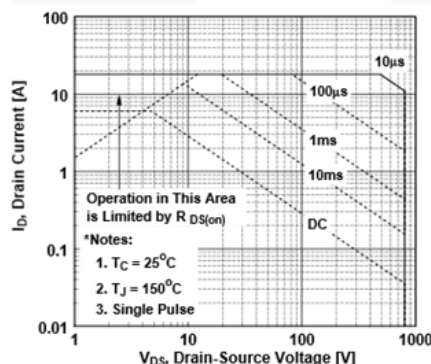
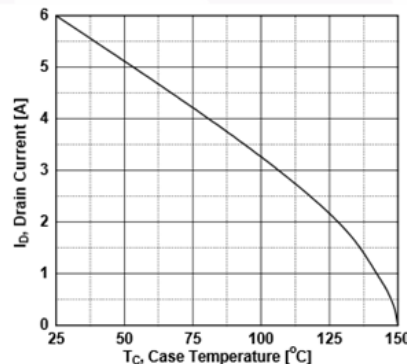


Figure 10. Maximum Drain Current vs. Case Temperature



Description of Change (To) :

- 1) Sub Title: 800 V, 8 A, 850 m (page 1)
- 2) Absolute Maximum Ratings, Note - *Drain current limited by maximum junction temperature, with heatsink. (page 1)
- 3) Absolute Maximum Ratings, I_D , Drain Current (Continuous $T_C=25^\circ\text{C}$) = 8 A (page 1)

- 4) Absolute Maximum Ratings, I_D , Drain Current (Continuous $T_C=100^\circ\text{C}$) = 5.1 A (page 1)
- 5) Drain-Source Diode Characteristics, $I_S = 8$ A (page 2)
- 6) Updated Figure 9, Maximum Safe Operating Area (page 4)
- 7) Updated Figure 10, Maximum Drain Current vs Case Temperature (page 4)

Figure 9. Maximum Safe Operating Area

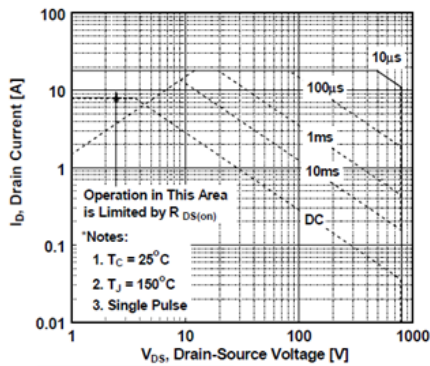
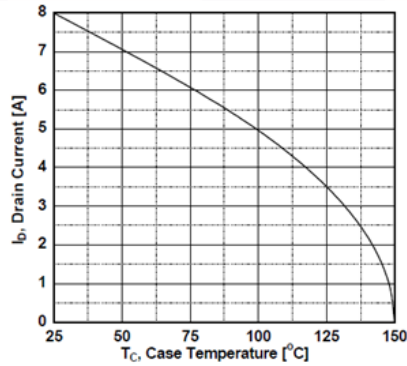


Figure 10. Maximum Drain Current vs. Case Temperature



Reason for Change:

This is a datasheet change:

Drain Current values being updated as updated calculations of TO220 package with heatsink R_{thjc} support the new values as shown in updated Figures 9 and 10.

Affected Product(s): Please refer to the list of affected products in the addendum attached in the PCN email you received. This list is based on an analysis of your company's procurement history.