

Title of Change:	Correction of pin configuration in the datasheet for NV24C04LV, NV24C08LV, and NV24C16LV
Effective date:	26 Oct 2021
Contact information:	Contact your local onsemi Sales Office or Wirasa.Nontharith@onsemi.com
Type of notification:	This Product Bulletin is for notification purposes only. onsemi will proceed with implementation of this change upon publication of this Product Bulletin.
Change Category:	Documentation
Change Sub-Category(s):	Datasheet/Product Doc change

Sites Affected:

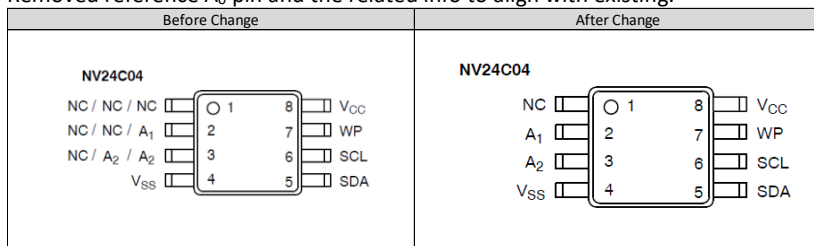
onsemi Sites	External Foundry/Subcon Sites
None	None

Description and Purpose:

NV24C04LV, NV24C08LV, and NV24C16LV Datasheet was updated to correct documentation errors. These changes are the result of a documentation error only. The changes will not impact die, package, or function of products.

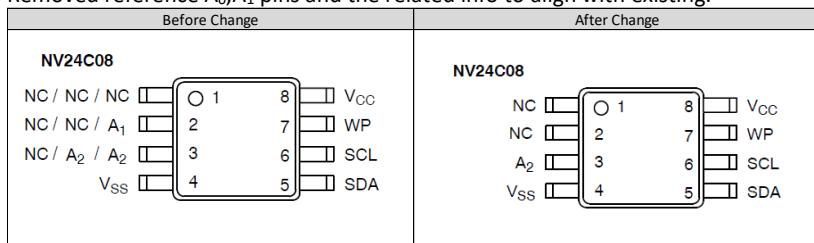
NV24C04LV Datasheet Changes

Removed reference A₀ pin and the related info to align with existing.



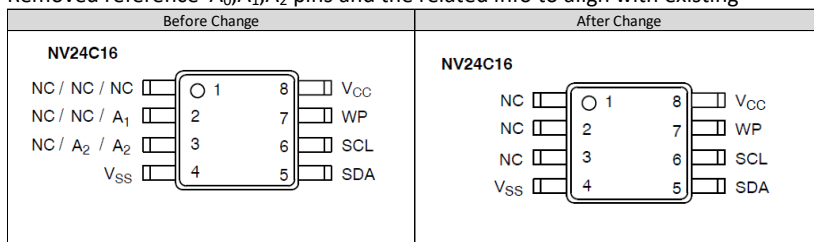
NV24C08LV Datasheet Changes

Removed reference A₀,A₁ pins and the related info to align with existing.



NV24C16LV Datasheet Changes

Removed reference A₀,A₁,A₂ pins and the related info to align with existing



List of Affected Standard Parts:

Note: Only the standard (off the shelf) part numbers are listed in the parts list. Any custom parts affected by this PCN are shown in the customer specific PCN addendum in the PCN email notification, or on the **PCN Customized Portal**.

NV24C04UVLT2G	NV24C04MUW3VLTBG	NV24C04DWVLT3G
NV24C08UVLT2G	NV24C16DTVLT3G	NV24C16DWVLT3G
NV24C16MUW3VLTBG	NV24C16UVLT2G	NV24C08DTVLT3G
NV24C08DWVLT3G	NV24C08MUW3VLTBG	NV24C04DTVLT3G