

ON Semiconductor

Is Now

onsemi™

To learn more about onsemi™, please visit our website at
www.onsemi.com

onsemi and **onsemi** and other names, marks, and brands are registered and/or common law trademarks of Semiconductor Components Industries, LLC dba "**onsemi**" or its affiliates and/or subsidiaries in the United States and/or other countries. **onsemi** owns the rights to a number of patents, trademarks, copyrights, trade secrets, and other intellectual property. A listing of **onsemi** product/patent coverage may be accessed at www.onsemi.com/site/pdf/Patent-Marking.pdf. **onsemi** reserves the right to make changes at any time to any products or information herein, without notice. The information herein is provided "as-is" and **onsemi** makes no warranty, representation or guarantee regarding the accuracy of the information, product features, availability, functionality, or suitability of its products for any particular purpose, nor does **onsemi** assume any liability arising out of the application or use of any product or circuit, and specifically disclaims any and all liability, including without limitation special, consequential or incidental damages. Buyer is responsible for its products and applications using **onsemi** products, including compliance with all laws, regulations and safety requirements or standards, regardless of any support or applications information provided by **onsemi**. "Typical" parameters which may be provided in **onsemi** data sheets and/or specifications can and do vary in different applications and actual performance may vary over time. All operating parameters, including "Typicals" must be validated for each customer application by customer's technical experts. **onsemi** does not convey any license under any of its intellectual property rights nor the rights of others. **onsemi** products are not designed, intended, or authorized for use as a critical component in life support systems or any FDA Class 3 medical devices or medical devices with a same or similar classification in a foreign jurisdiction or any devices intended for implantation in the human body. Should Buyer purchase or use **onsemi** products for any such unintended or unauthorized application, Buyer shall indemnify and hold **onsemi** and its officers, employees, subsidiaries, affiliates, and distributors harmless against all claims, costs, damages, and expenses, and reasonable attorney fees arising out of, directly or indirectly, any claim of personal injury or death associated with such unintended or unauthorized use, even if such claim alleges that **onsemi** was negligent regarding the design or manufacture of the part. **onsemi** is an Equal Opportunity/Affirmative Action Employer. This literature is subject to all applicable copyright laws and is not for resale in any manner. Other names and brands may be claimed as the property of others.



ON Semiconductor®

Moisture Intrusion Detection System

Moisture Intrusion Detection System: “Solving Water Leak Inspection Challenges on Vehicle Assembly Lines”

THE PROBLEM

Water Intrusion is Costly – Recalls, Repairs, Brand Reputation

“Water Leaks” have plagued the auto industry for years. About 3% of new vehicles leave the factory with leaks large enough to cause mold growth and damage to expensive electronic components. Detecting assembly issues and the leaks they trigger before a vehicle leaves the factory is critical to improving outgoing quality and avoiding customer warranty issues which lead to costly recalls.

Water is a surprisingly powerful tool for finding assembly defects or material shortfalls. However, even with the best traditional efforts of today’s manual inspection procedures, small leaks can go undetected. These small leaks are then often discovered only after vehicles are purchased. This combined with the fact that today’s vehicles are built with new materials including aluminum, composites, glues, and feature hundreds of electronic sub-assemblies; makes vehicles more susceptible to water damage than ever before. This can be seen by the growing number of leak-related warranty claims with at least 500,000 vehicles recalled [1] in the last three years.



THE EXISTING INDUSTRY PROCESS

Most automakers utilize a 2–5 minute vehicle soak test at the end of the assembly line to verify a “dry” vehicle as part of their final quality acceptance process. During the soak test, vehicles are sprayed with water pressures as high as 2,000 psi. Multiple angled jets accelerate any leak conditions.



Figure 1. Automakers Turn Up the Pressure to Find Leaks with Water Jets in the 2,000 psi Range

After the soak test, the vehicle is physically inspected by line workers. Traditional manual inspection methods detect the water that can be seen visually or felt by the worker’s hands. This method leaves much to be desired because smaller leaks and those hidden in inaccessible areas are both easily missed. Water easily pools in hard-to-reach areas, which are often behind plastic trim pieces or underneath carpet.

Existing Inspection Methods Miss Leaks and Force Increased “Touching” of the Vehicles, which Increases Cost

Other manual inspection methods tend to be very labor intensive. Some of the more common approaches are handheld probes that electrically identify leaks when water shorts the contacts, chemically impregnated paper indicator tapes that change color when exposed to water, and the removal (and subsequent re-installation) of various trim pieces for visual leak inspections. With the increasing use of thick sound dampening foam and large cable harnesses underneath the carpet, even these options have proven to be unreliable.

THE SOLUTION

Catching leaks at the factory requires a new approach to leak detection. Since getting to the leak areas is challenging, what’s needed are water sensors located in these locations, under the carpet and in the thin spaces between plastic panels and door moldings.

A Cost-effective, Reliable System that Accurately Verifies if a Vehicle is Wet or Dry is Invaluable to Automakers

ON Semiconductor and RFMicron have taken up this challenge, with a two-fold leak detection solution (Figure 2). The first part utilizes thin, unobtrusive moisture sensors that are placed where the water pools without affecting or displacing other components or trim pieces. The second part is a system to read these sensors and then aggregate that sensor data to determine where leaks are located. With specific leak location data, automakers can

repair leaks faster and then turn their sophisticated quality control systems to identifying the root causes of the leaks. The results are better-built vehicles and increased consumer satisfaction.

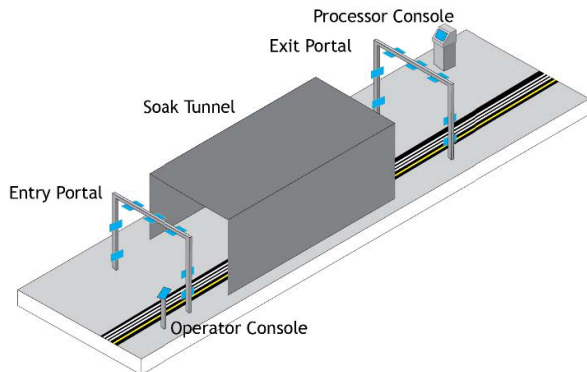


Figure 2. RFM5126 Moisture Intrusion Detection System Automatically Inspects Vehicles for Leaks at the End of the Assembly Process

The RFM5126 turnkey system includes battery-free wireless moisture sensors and a highly capable processing system installed directly on moving assembly lines. Vehicles drive through system portals where antennas are mounted that wirelessly communicate with the sensors. The moisture sensors are placed directly on the vehicle’s metal chassis before the trim stage (Figure 3).

The system processes sensor data to determine if and where any leaks may be present. By positively identifying leak locations, the system reduces repair costs and saves time so that rework teams don’t spend their time searching for leaks. The processed sensor data also provides critical statistical data that automakers can use to drive their quality control and analytics programs.

Critical statistical data includes:

- VIN (Vehicle Identification Number) data
- Vehicle wet/dry status
- Location of any leaks
- Chassis and trim style statistics
- Time and line statistics
- Assembly plan statistics
- Critical insights into materials/components

Wireless moisture sensors detect water using Smart Passive Sensing™ technology which allows them to operate without a local power source or batteries. Without batteries, the sensors are very thin and easily hidden under vehicle trim components. The sensors are sold under the Smart Passive Sensing brand by RFMicron as the RFM2110, and under the SPS brand by ON Semiconductor as the SPS1M001.

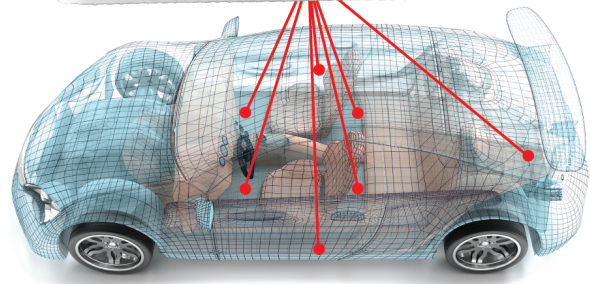
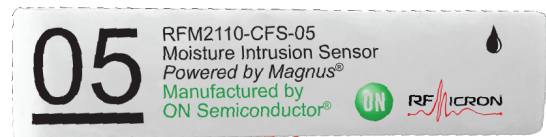


Figure 3. Sensors are Placed Directly on the Vehicles’ Metal Chassis at the Pre-trim Stage

Wicking tails can be added to the sensors during installation to direct water (Figure 4). These thin paper-like strips channel water toward the sensor using capillary action and allow the sensors to monitor moisture intrusion over a much larger area.




Figure 4. Thin Wireless Moisture Sensor Installed on Bare Chassis Metal with Optional Wicking Tail that Extends the Monitoring Zone

The battery-free sensors harness energy from the wireless radio frequency (RF) energy emitted by multiple antennas connected to the processing system’s reader electronics. The antennas are mounted on a drive-through structure or “portal” directly over the moving assembly line (Figure 5). The reader electronics cycle through the sensors to collect data for each vehicle.

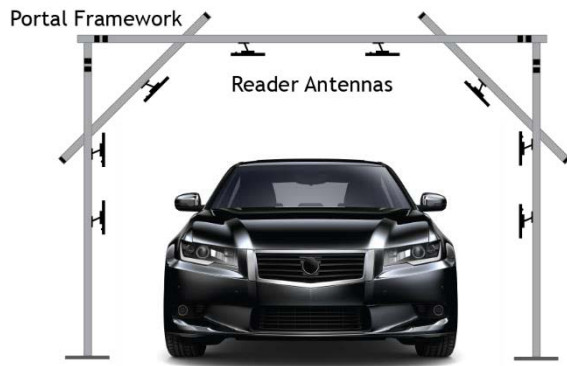


Figure 5. Drive through Portal Configuration with Portals on Both Ends of the Water Bath

One portal and an operator station are placed at a pre-wash location before the soak test booth, and a second portal and with the larger processor console are placed at a post-wash location after the soak test booth. Vehicles are scanned as they move through the portals, both before and after being subjected to high-pressure spray testing.

Table 1. EXAMPLE DATA OUTPUT

(includes: VIN XXX123, Inspection Line #1, DDMMYY: HH:MM, etc.)

Sensor	Location	Pre-wash Code	Post-wash Code	Delta	Wet/Dry
1	Driver Front Pan	19.7	19.2	-0.5	Dry
2	Driver Rear Pan	30.9	30.9	0.0	Dry
3	Passenger Front Pan	19.5	18.7	-0.8	Dry
4	Passenger Rear Pan	19.0	15.2	-3.8	Wet
5	Trunk	20.1	19.9	-0.2	Dry

The RFM5126 system incorporates handheld sensor readers that provide a convenient way to interact with sensors when vehicles are away from the larger high-speed portals. This can be particularly helpful when verifying leak conditions in engineering lab settings and during rework.

The handheld software provides similar capabilities and network connectivity as the larger operator stations. All data is uploaded into the larger system database when the handheld readers are placed in their docking cradles.

SYSTEM HARDWARE AND FEATURES

Hardware Components

The RFM5126 Moisture Intrusion Detection System includes all system hardware, structural components, and computing equipment needed to implement a complete automated leak detection system. The system is constructed with industrial-grade electronics and protected within water-tight enclosures. As challenging as high-pressure spray tests be on vehicles, it can be equally challenging for unprotected electronics.

Data collected by the reader electronics is associated with the exact chassis VIN for easier data management. Automakers employ several chassis identification technologies such as barcodes readers and by integrating this functionality into the system, the RFM5126 system is flexible enough to accommodate most automaker needs.

All vehicle sensor data is processed at the console station. Differences between the pre-wash data and the post-wash data are used to determine wet or dry conditions per sensor location. The console stations provide direct feedback to operators when a leak is detected.

The System Quickly and Efficiently Detects Wet or Dry Conditions for an Entire Vehicle Moving Down the High-speed Assembly Line

Each sensor includes an identification, or location, code associated with where that sensor has been placed on the chassis. The location code is used to alert line workers and rework teams exactly where to look for the issue once a leak has been detected. Isolating a leak to a specific location minimizes the amount of the interior removal needed to find and fix the issue.

The system hardware includes:

- Pre-wash operator station
- Post-wash touchscreen control console
- Fault-tolerant servers and processors
- Redundant data storage & Ethernet network
- Industrial grade electronics and NEMA enclosure
- Portal structures
- UHF Readers and antennas
- Handheld sensor scanners
- Barcode scanners

Software Features & Support

Comprehensive system software manages all data collection, data validation, storage, and processing. System features include:

- Pre-wash and post-wash portal support
- Single drive-in, back-out portal support
- Handheld sensor reader w/ barcode scanner
- System managed VIN and sensor data linkage

- Real-time wet/dry analysis
- Console display of leak locations
- Manual/operator rework instructions
- Data retention local to the console station
- Data connection to OEM quality network

Vehicle monitoring data can also be sent directly to the automakers' quality management database. Accessing leak data is essential to deeper vehicle inspections and analyzing relevant trends.

The system provides business data to categorize leaks by assembly line, model, work shift, and other categories to help identify the root cause issues that affect vehicle assembly and lead to leaks in the first place. With a deeper understanding of leaks and their specific causes, automakers can feed this data back into their component engineering efforts to improve future vehicle designs.

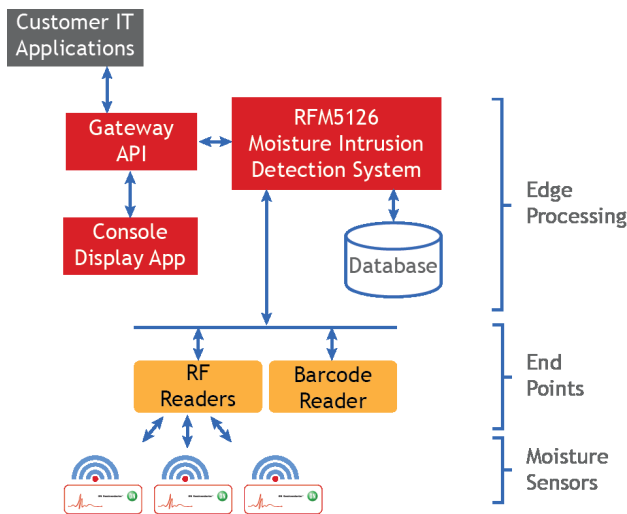


Figure 6. Turnkey System Software Architecture Provides a Comprehensive Platform on which to Add New Features over Time, Including Cognitive Processing and Analysis

Overall Reliability and Repeatability

As a proven industry solution, this turnkey system has been rigorously tested while collecting data in both known WET and DRY vehicle locations to achieve a greater than 95% Gauge R&R (Reliability and Repeatability) accuracy rating. This is an industry leading detection rate that far surpasses traditional manual inspection methods which cannot meet a 90% rating.

BENEFITS & ROI

The RFM5126 system is purpose-designed to tackle the challenging vehicle assembly issues that escape the vehicle inspection process and lead to leaks that consumers are ultimately forced to address.

The fully automated system delivers multiple benefits for automakers, including:

Key benefits:

- No manual inspection labor required
- Real-time inspection results & data analytics
- No “touching” of the vehicle on the line
- Labor reduction of associated re-work
- Improved inspection accuracy
- Elimination of false positives
- Elimination of separate “audit style” testing
- Minimize leaky vehicle factory “escapes”
- Scalable for size and complexity of the vehicle
- Reduced warranty expense
- Improved consumer satisfaction

The ROI (Return on Investment) for automakers revolves around three main areas including reduced labor cost, fewer leaky vehicle “escapes”, and improved consumer satisfaction.

Labor Cost Reduction

Labor cost reduction comes mainly from the automated nature of the inspection process. Identification of specific leak locations also reduces re-work costs and eliminates unnecessary vehicle disassembly when searching for leak sources using traditional inspection methods.

Manual inspection times commonly run 10 min on the assembly line, with another 30 min of re-work needed when leaks are found. The automated system eliminates up to 12 min of overall labor per unit. Considering the cost of sensors, portal hardware, and processing costs, the overall per vehicle savings is over \$5 per unit with an hourly rate of \$30 USD per operator.

Hidden Leak Remediation Costs

Watching profits leak away is painful. This is particularly true when warranty costs are the issue. The cost of repairing leak issues increase significantly once a vehicle leaves the factory. Repair costs are significantly higher in the field than they would be in the factory where highly-skilled personnel are already on hand, as are the correct replacement components.

The cost of repairing a leak averages \$5,700 once a vehicle makes it into the field. The reason for the high cost is that water tends to damage expensive electronics once it starts collecting inside the vehicle. An estimated 3% of vehicles leave the factory with leaks large enough to cause mold growth and equipment damage. This leads to more than \$100 average leak remediation cost per vehicle. This hidden cost is ultimately passed on to consumers when purchasing new vehicles.

With 70 million over vehicles produced each year, these numbers point to a \$15 billion industry-wide exposure. The ROI for automakers is significantly more attractive when including the cost of warranty repairs in their calculations.

Improved Quality & Brand Value

Perhaps the most important benefit of automated leak detection is the improvement in outgoing vehicle quality with an associated increase in brand value. Product quality improvements are critical drivers of improved consumer perception.

IN CONCLUSION

ON Semiconductor and RFMicron provide an industry proven, turn-key leak detection solution. The RFM5126 Moisture Intrusion Detection System wirelessly detects water intrusion into a vehicle and provides leak data analysis through industrial-grade automation hardware and software. Thin, battery-free wireless moisture detection sensors are placed under and behind vehicle trim in the critical water collection areas to pinpoint leaks. The fully automated portals with standalone operator stations and software are placed in-line with the vehicle assembly line and provide real-time inspection results. Backend connectivity allows OEM's to track leak data over chassis models, model year, and assembly plants to improve quality and to then feed that data back into the design process for future models.

The turnkey system reduces per vehicle labor cost by replacing manual inspection methods and reducing false positive re-work time. The larger benefit is the reduction in hidden costs due to a reduction in leaky vehicle factory "escapes" that drive up warranty repair costs in the field. Improvements in automaker brand value align with automakers' quest for continuous quality improvements.

REFERENCES & FURTHER MATERIAL


- [1] Consumer Reports
- [2] IHS "Automotive System Market Tracker H2 2016"

Smart Passive Sensors and Smart Passive Sensing are legally held trademarks under RFMicron.

For more information on SPS technology and sensor operation, please see the below documents:

- [PB027F01](#): RFM5126 Moisture Intrusion Portal System Product Brochure
- [WP004F12](#): Automotive Water Intrusion Detection White Paper
- [SPS1M001/D](#): SPSx Family Datasheet
- [AND9209/D](#): Chameleon™ Technology Enables Low-Cost Smart Passive Sensors
- [AND9211/D](#): Smart Passive Sensor Measurements

Chameleon, Smart Passive Sensors and Smart Passive Sensing are trademarks of RFMicron, Inc. All other brand names and product names appearing in this document are registered trademarks or trademarks of their respective holders.

ON Semiconductor and  are trademarks of Semiconductor Components Industries, LLC dba ON Semiconductor or its subsidiaries in the United States and/or other countries. ON Semiconductor owns the rights to a number of patents, trademarks, copyrights, trade secrets, and other intellectual property. A listing of ON Semiconductor's product/patent coverage may be accessed at www.onsemi.com/site/pdf/Patent-Marking.pdf. ON Semiconductor reserves the right to make changes without further notice to any products herein. ON Semiconductor makes no warranty, representation or guarantee regarding the suitability of its products for any particular purpose, nor does ON Semiconductor assume any liability arising out of the application or use of any product or circuit, and specifically disclaims any and all liability, including without limitation special, consequential or incidental damages. Buyer is responsible for its products and applications using ON Semiconductor products, including compliance with all laws, regulations and safety requirements or standards, regardless of any support or applications information provided by ON Semiconductor. "Typical" parameters which may be provided in ON Semiconductor data sheets and/or specifications can and do vary in different applications and actual performance may vary over time. All operating parameters, including "Typicals" must be validated for each customer application by customer's technical experts. ON Semiconductor does not convey any license under its patent rights nor the rights of others. ON Semiconductor products are not designed, intended, or authorized for use as a critical component in life support systems or any FDA Class 3 medical devices or medical devices with a same or similar classification in a foreign jurisdiction or any devices intended for implantation in the human body. Should Buyer purchase or use ON Semiconductor products for any such unintended or unauthorized application, Buyer shall indemnify and hold ON Semiconductor and its officers, employees, subsidiaries, affiliates, and distributors harmless against all claims, costs, damages, and expenses, and reasonable attorney fees arising out of, directly or indirectly, any claim of personal injury or death associated with such unintended or unauthorized use, even if such claim alleges that ON Semiconductor was negligent regarding the design or manufacture of the part. ON Semiconductor is an Equal Opportunity/Affirmative Action Employer. This literature is subject to all applicable copyright laws and is not for resale in any manner.

PUBLICATION ORDERING INFORMATION

LITERATURE FULFILLMENT:

Literature Distribution Center for ON Semiconductor
19521 E. 32nd Pkwy, Aurora, Colorado 80011 USA
Phone: 303-675-2175 or 800-344-3860 Toll Free USA/Canada
Fax: 303-675-2176 or 800-344-3867 Toll Free USA/Canada
Email: orderlit@onsemi.com

N. American Technical Support: 800-282-9855 Toll Free
USA/Canada
Europe, Middle East and Africa Technical Support:
Phone: 421 33 790 2910
Japan Customer Focus Center
Phone: 81-3-5817-1050

ON Semiconductor Website: www.onsemi.com

Order Literature: <http://www.onsemi.com/orderlit>

For additional information, please contact your local Sales Representative