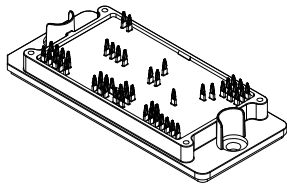
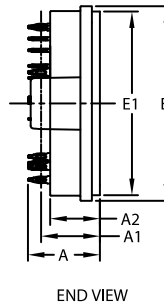
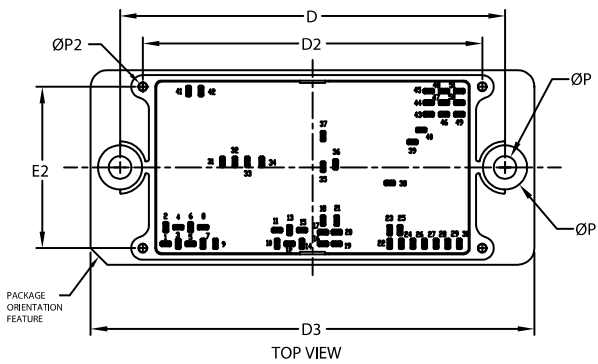
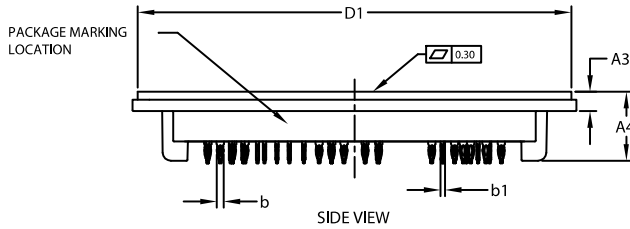


MECHANICAL CASE OUTLINE PACKAGE DIMENSIONS



**PIM51, 93x47 (PRESS FIT)
CASE 180HG
ISSUE O**

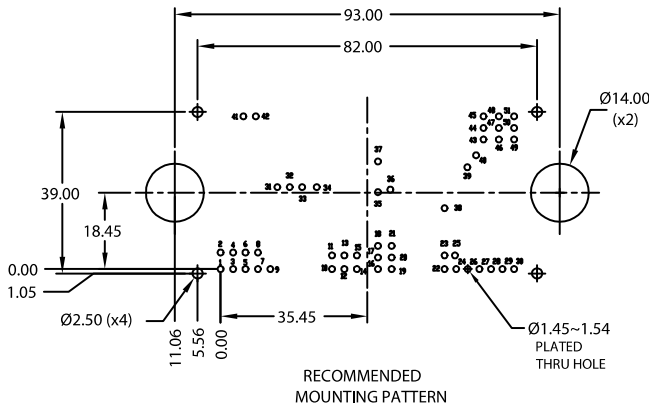
DATE 10 NOV 2021



NOTES:

1. DIMENSIONING AND TOLERANCING PER ASME Y14.5M, 2009
2. CONTROLLING DIMENSION : MILLIMETERS
3. DIMENSIONS b AND b1 APPLY TO THE PLATED TERMINALS AND ARE MEASURED AT DIMENSION A1
4. PIN POSITION TOLERANCE IS $\pm 0.4\text{mm}$
5. PACKAGE MARKING IS LOCATED AS SHOWN ON THE SIDE OPPOSITE THE PACKAGE ORIENTATION FEATURES

DIM	MILLIMETERS		
	MIN.	NOM.	MAX.
A	16.90	17.30	17.70
A1	14.18(REF)		
A2	11.70	12.00	12.30
A3	4.40	4.70	5.00
A4	16.40	16.70	17.00
b	1.61	1.66	1.71
b1	0.75	0.80	0.85
D	92.90	93.00	93.10
D1	104.45	104.75	105.05
D2	81.80	82.00	82.20
D3	106.90	107.20	107.50
E	46.70	47.00	47.30
E1	44.10	44.40	44.70
E2	38.80	39.00	39.20
P	5.40	5.50	5.60
P1	10.60	10.70	10.80
P2	1.80	2.00	2.20



NOTE 4

PIN	PIN POSITION		PIN	PIN POSITION	
	X	Y		X	Y
1	0.00	0.00	27	62.50	0.00
2	0.00	4.00	28	65.30	0.00
3	3.00	0.00	29	68.10	0.00
4	3.00	4.00	30	70.90	0.00
5	6.00	0.00	31	13.70	19.80
6	6.00	4.00	32	16.70	19.80
7	9.00	0.00	33	19.70	19.80
8	9.00	4.00	34	23.20	19.80
9	12.00	0.00	35	38.00	18.60
10	26.90	0.00	36	41.00	19.20
11	26.90	3.30	37	38.00	26.00
12	29.90	0.00	38	54.10	14.70
13	29.90	3.30	39	59.60	24.60
14	32.90	0.00	40	61.70	27.50
15	32.90	3.30	41	5.50	36.90
16	38.00	0.00	42	8.50	36.90
17	38.00	2.80	43	63.50	31.30
18	38.00	5.60	44	63.50	34.10
19	41.30	0.00	45	63.50	36.90
20	41.30	2.80	46	67.20	31.30
21	41.30	5.60	47	67.20	34.10
22	54.10	0.00	48	67.20	36.90
23	54.10	3.30	49	70.90	31.30
24	56.90	0.00	50	70.90	34.10
25	56.60	3.30	51	70.90	36.90
26	59.70	0.00			

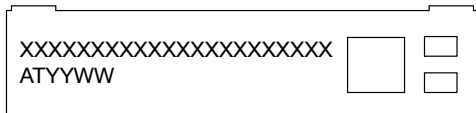
DOCUMENT NUMBER:	98AON39438H	Electronic versions are uncontrolled except when accessed directly from the Document Repository. Printed versions are uncontrolled except when stamped "CONTROLLED COPY" in red.
DESCRIPTION:	PIM51 93X47 (PRESS FIT)	PAGE 1 OF 2

onsemi and ONSEMI are trademarks of Semiconductor Components Industries, LLC dba onsemi or its subsidiaries in the United States and/or other countries. onsemi reserves the right to make changes without further notice to any products herein. onsemi makes no warranty, representation or guarantee regarding the suitability of its products for any particular purpose, nor does onsemi assume any liability arising out of the application or use of any product or circuit, and specifically disclaims any and all liability, including without limitation special, consequential or incidental damages. onsemi does not convey any license under its patent rights nor the rights of others.

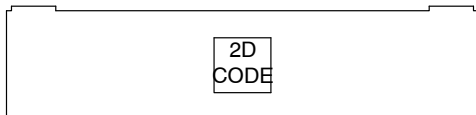
PIM51, 93x47 (PRESS FIT)
CASE 180HG
ISSUE 0

DATE 08 NOV 2021

GENERIC MARKING DIAGRAM*



FRONTSIDE MARKING



BACKSIDE MARKING

XXXXX = Specific Device Code
 AT = Assembly & Test Site Code
 YYWW = Year and Work Week Code

*This information is generic. Please refer to device data sheet for actual part marking. Pb-Free indicator, "G" or microdot "▪", may or may not be present. Some products may not follow the Generic Marking.

DOCUMENT NUMBER:	98AON39438H	Electronic versions are uncontrolled except when accessed directly from the Document Repository. Printed versions are uncontrolled except when stamped "CONTROLLED COPY" in red.
DESCRIPTION:	PIM51 93X47 (PRESS FIT)	PAGE 2 OF 2

onsemi and **ONSEMI** are trademarks of Semiconductor Components Industries, LLC dba **onsemi** or its subsidiaries in the United States and/or other countries. **onsemi** reserves the right to make changes without further notice to any products herein. **onsemi** makes no warranty, representation or guarantee regarding the suitability of its products for any particular purpose, nor does **onsemi** assume any liability arising out of the application or use of any product or circuit, and specifically disclaims any and all liability, including without limitation special, consequential or incidental damages. **onsemi** does not convey any license under its patent rights nor the rights of others.