

# N-Channel Enhancement Mode Field Effect Transistor

## 2N7002T

### Features

- Low On-Resistance
- Low Gate Threshold Voltage
- Low Input Capacitance
- Fast Switching Speed
- Low Input/Output Leakage
- Ultra-Small Surface Mount Package
- This Device is Pb-Free and are RoHS Compliant

### ABSOLUTE MAXIMUM RATINGS (T<sub>A</sub> = 25°C unless otherwise noted)

Parameter	Symbol	Value	Unit
Drain-to-Source Voltage	V <sub>DSS</sub>	60	V
Drain-Gate Voltage R <sub>GS</sub> ≤ 1.0 MΩ	V <sub>DGR</sub>	60	V
Gate-Source Voltage Continuous Pulsed	V <sub>GSS</sub>	±20 ±40	V
Gate-Source Voltage Continuous Continuous at 100°C Pulsed	I <sub>D</sub>	115 73 800	mA
Junction Temperature Range	T <sub>J</sub>	150	°C
Storage Temperature Range	T <sub>STG</sub>	-55 to +150	°C


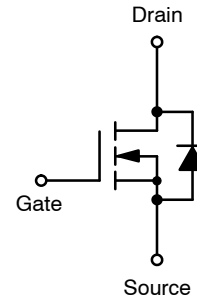
Stresses exceeding those listed in the Maximum Ratings table may damage the device. If any of these limits are exceeded, device functionality should not be assumed, damage may occur and reliability may be affected.

### THERMAL CHARACTERISTICS (T<sub>A</sub> = 25°C unless otherwise noted)

Parameter	Symbol	Max	Unit
Total Device Dissipation Derating above T <sub>A</sub> = 25°C	P <sub>D</sub>	200 1.6	mW mW/°C
Thermal Resistance, Junction-to-Ambient (Note 1)	R <sub>θJA</sub>	625	°C/W

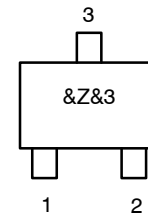
1. Device mounted on FR-4 PCB, 1 inch × 0.85 inch × 0.062 inch. Minimum land pad size.

### SIMPLIFIED SCHEMATIC



SOT-523FL  
 CASE 419BG

### MARKING DIAGRAM



&Z = Assembly location  
 &3 = Data code

### ORDERING INFORMATION

Device	Package	Shipping†
2N7002T	SOT-523FL (Pb-Free)	3000 / Tape & Reel

†For information on tape and reel specifications, including part orientation and tape sizes, please refer to our Tape and Reel Packaging Specification Brochure, [BRD8011/D](#).

## 2N7002T

### ELECTRICAL CHARACTERISTICS ( $T_A = 25^\circ\text{C}$ unless otherwise noted)

Parameter	Symbol	Test Condition	Min	Typ	Max	Units
<b>OFF CHARACTERISTICS</b> (Note 2)						
Drain-Source Breakdown Voltage	$BV_{DSS}$	$V_{GS} = 0\text{ V}, I_D = 10\ \mu\text{A}$	60	78	-	V
Zero Gate Voltage Drain Current	$I_{DSS}$	$V_{DS} = 60\text{ V}, V_{GS} = 0\text{ V}$	-	0.001	1.0	$\mu\text{A}$
		$V_{GS} = 60\text{ V}, V_{DS} = 0\text{ V}$ $T_J = 125^\circ\text{C}$	-	7	500	$\mu\text{A}$
Gate-Body Leakage Current	$I_{GSS}$	$V_{GS} = \pm 20\text{ V}, V_{DS} = 0\text{ V}$	-	0.2	$\pm 10$	nA

### ON CHARACTERISTICS

 (Note 2)

Gate Threshold Voltage	$V_{GS(th)}$	$V_{DS} = V_{GS}, I_D = 250\ \mu\text{A}$	1.0	1.76	2.0	V
Static Drain-Source On-Resistance	$R_{DS(on)}$	$V_{GS} = 5\text{ V}, I_D = 0.05\text{ A}$	-	1.6	7.5	$\Omega$
		$V_{GS} = 10\text{ V}, I_D = 0.5\text{ A}$	-	-	2.0	$\Omega$
		$V_{GS} = 10\text{ V}, I_D = 0.5\text{ A},$ $T_J = 125^\circ\text{C}$	-	2.53	13.5	$\Omega$
On-State Drain Current	$I_{D(on)}$	$V_{GS} = 10\text{ V}, V_{DS} = 7.5\text{ V}$	0.5	1.43	-	A
Forward Transconductance	$g_{FS}$	$V_{DS} = 10\text{ V}, I_D = 0.2\text{ A}$	80	356.5	-	mS

### DYNAMIC CHARACTERISTICS

Input Capacitance	$C_{ISS}$	$V_{DS} = 25\text{ V}, V_{GS} = 0\text{ V},$ $f = 1.0\text{ MHz}$	-	37.8	50	pF
Output Capacitance	$C_{OSS}$		-	12.4	25	
Reverse Transfer Capacitance	$C_{RSS}$		-	6.5	7.0	

### SWITCHING CHARACTERISTICS

Turn-On Delay Time	$t_{D(on)}$	$V_{DD} = 30\text{ V}, I_D = 0.2\text{ A},$ $V_{GEN} = 10\text{ V}, R_L = 150\ \Omega,$ $R_{GEN} = 25\ \Omega$	-	5.85	20	ns
Turn-Off Delay Time	$t_{D(off)}$		-	12.5	20	

Product parametric performance is indicated in the Electrical Characteristics for the listed test conditions, unless otherwise noted. Product performance may not be indicated by the Electrical Characteristics if operated under different conditions.

2. Short duration test pulse used to minimize self-heating effect.

TYPICAL PERFORMANCE CHARACTERISTICS

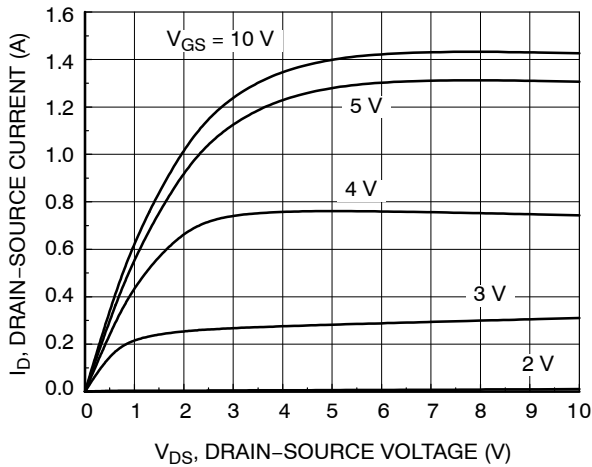


Figure 1. On-Region Characteristics

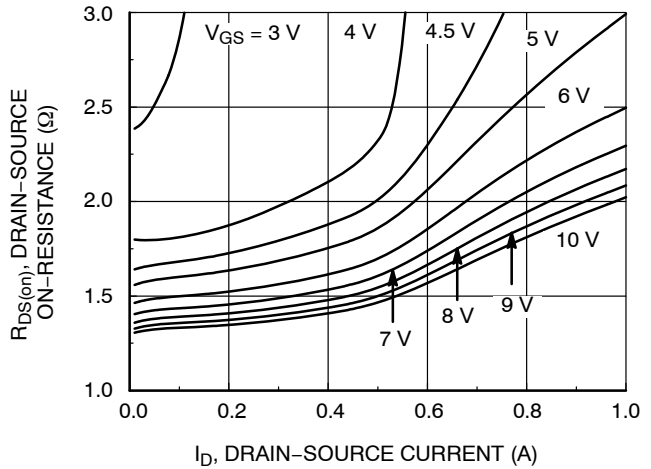


Figure 2. On-Resistance Variation with Gate Voltage and Drain Current

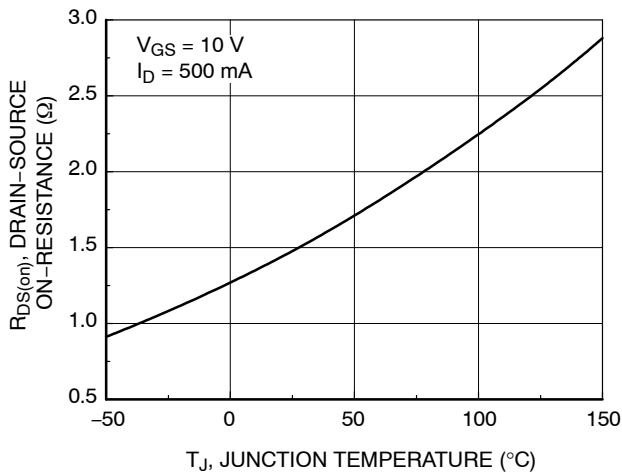


Figure 3. On-Resistance Variation with Temperature

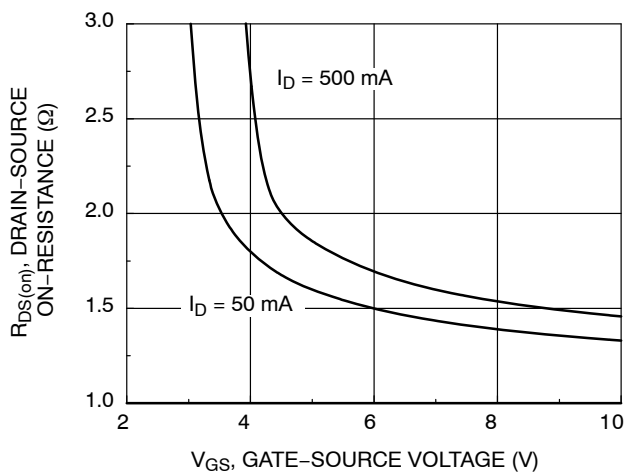


Figure 4. On-Resistance Variation with Gate-Source Voltage

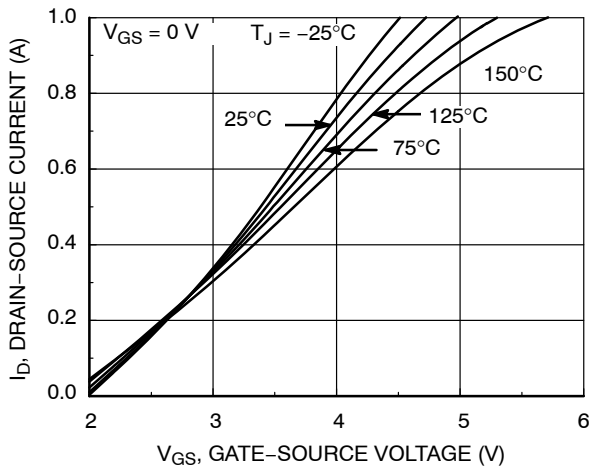


Figure 5. Transfer Characteristics

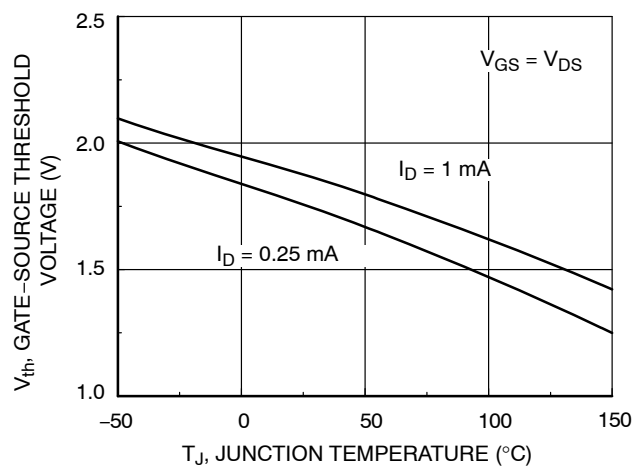
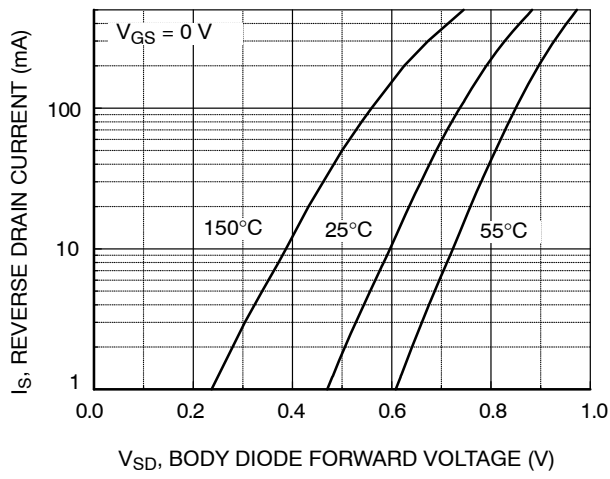


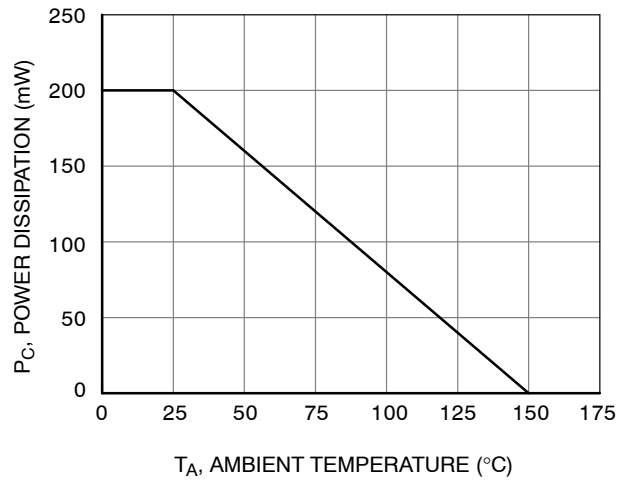
Figure 6. Gate Threshold Variation with Temperature

# 2N7002T

## TYPICAL PERFORMANCE CHARACTERISTICS (CONTINUED)



**Figure 7. Reverse Drain Current Variation with Diode Forward Voltage and Temperature**

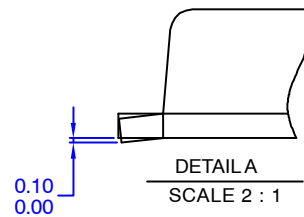
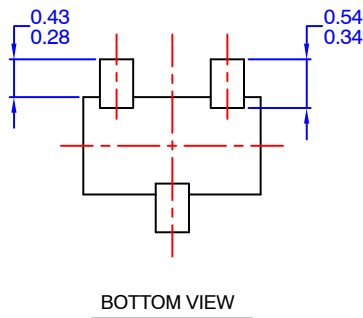
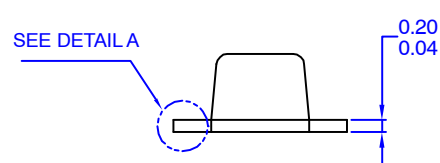
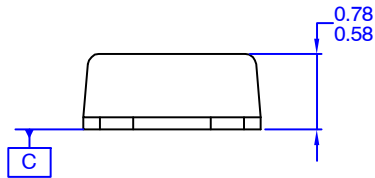
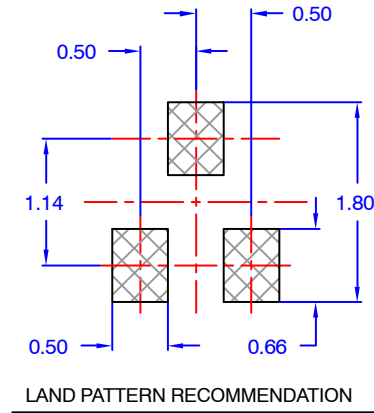
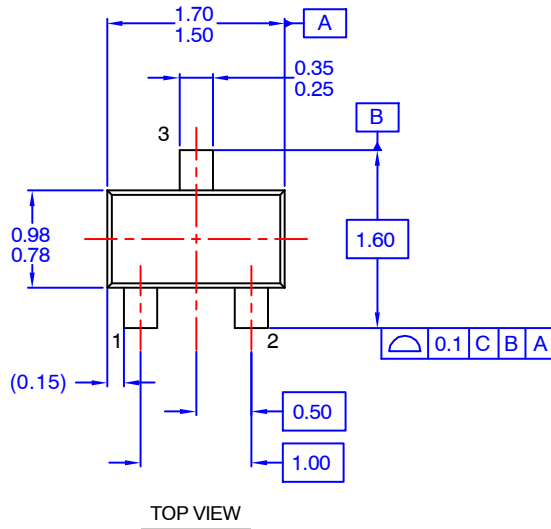


**Figure 8. Power Derating**



**SOT-523FL**  
**CASE 419BG**  
**ISSUE A**

DATE 29 SEP 2017



**NOTES:**

- A) THIS PACKAGE CONFORMS TO EIAJ SC89 PACKAGING STANDARD.
- B) ALL DIMENSIONS ARE IN MILLIMETERS.
- C) DRAWING CONFORMS TO ASME Y14.5M-1994
- D) DIMENSIONS ARE EXCLUSIVE OF BURRS, MOLD FLASH, AND TIE BAR EXTRUSIONS.

<b>DOCUMENT NUMBER:</b>	<b>98AON13789G</b>	Electronic versions are uncontrolled except when accessed directly from the Document Repository. Printed versions are uncontrolled except when stamped "CONTROLLED COPY" in red.
<b>DESCRIPTION:</b>	<b>SOT-523FL</b>	<b>PAGE 1 OF 1</b>

ON Semiconductor and are trademarks of Semiconductor Components Industries, LLC dba ON Semiconductor or its subsidiaries in the United States and/or other countries. ON Semiconductor reserves the right to make changes without further notice to any products herein. ON Semiconductor makes no warranty, representation or guarantee regarding the suitability of its products for any particular purpose, nor does ON Semiconductor assume any liability arising out of the application or use of any product or circuit, and specifically disclaims any and all liability, including without limitation special, consequential or incidental damages. ON Semiconductor does not convey any license under its patent rights nor the rights of others.

**onsemi**, **Onsemi**, and other names, marks, and brands are registered and/or common law trademarks of Semiconductor Components Industries, LLC dba "**onsemi**" or its affiliates and/or subsidiaries in the United States and/or other countries. **onsemi** owns the rights to a number of patents, trademarks, copyrights, trade secrets, and other intellectual property. A listing of **onsemi**'s product/patent coverage may be accessed at [www.onsemi.com/site/pdf/Patent-Marking.pdf](http://www.onsemi.com/site/pdf/Patent-Marking.pdf). **onsemi** reserves the right to make changes at any time to any products or information herein, without notice. The information herein is provided "as-is" and **onsemi** makes no warranty, representation or guarantee regarding the accuracy of the information, product features, availability, functionality, or suitability of its products for any particular purpose, nor does **onsemi** assume any liability arising out of the application or use of any product or circuit, and specifically disclaims any and all liability, including without limitation special, consequential or incidental damages. Buyer is responsible for its products and applications using **onsemi** products, including compliance with all laws, regulations and safety requirements or standards, regardless of any support or applications information provided by **onsemi**. "Typical" parameters which may be provided in **onsemi** data sheets and/or specifications can and do vary in different applications and actual performance may vary over time. All operating parameters, including "Typicals" must be validated for each customer application by customer's technical experts. **onsemi** does not convey any license under any of its intellectual property rights nor the rights of others. **onsemi** products are not designed, intended, or authorized for use as a critical component in life support systems or any FDA Class 3 medical devices or medical devices with a same or similar classification in a foreign jurisdiction or any devices intended for implantation in the human body. Should Buyer purchase or use **onsemi** products for any such unintended or unauthorized application, Buyer shall indemnify and hold **onsemi** and its officers, employees, subsidiaries, affiliates, and distributors harmless against all claims, costs, damages, and expenses, and reasonable attorney fees arising out of, directly or indirectly, any claim of personal injury or death associated with such unintended or unauthorized use, even if such claim alleges that **onsemi** was negligent regarding the design or manufacture of the part. **onsemi** is an Equal Opportunity/Affirmative Action Employer. This literature is subject to all applicable copyright laws and is not for resale in any manner.

## ADDITIONAL INFORMATION

### TECHNICAL PUBLICATIONS:

Technical Library: [www.onsemi.com/design/resources/technical-documentation](http://www.onsemi.com/design/resources/technical-documentation)  
onsemi Website: [www.onsemi.com](http://www.onsemi.com)

### ONLINE SUPPORT: [www.onsemi.com/support](http://www.onsemi.com/support)

For additional information, please contact your local Sales Representative at [www.onsemi.com/support/sales](http://www.onsemi.com/support/sales)